

Vertical Centrifugal Roof Fans - MCV Series



MCV310 - 560 Series



MCV630 - 710 Series

Backward curved centrifugal impeller with high quality external rotor motor for high pressure exhaust applications.

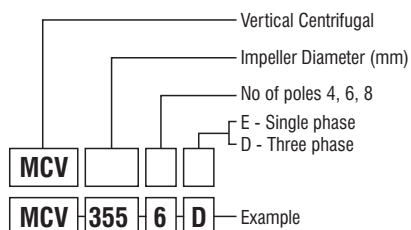
Common Applications

- Suitable for high temperature kitchens
- Suitable for vertical installations

Features

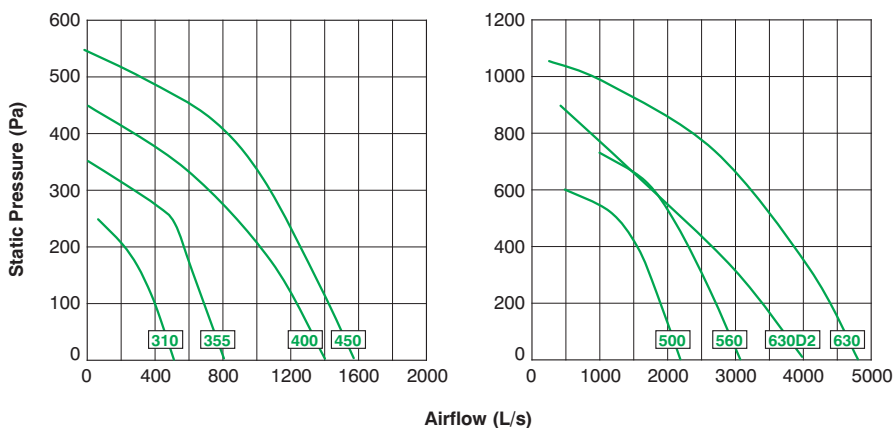
- Capable of handling up to 4200 L/Sec and static pressure up to 900 Pa
- Performance tests are in accordance with ISO5801 (2017)
- Noise level tests are under BS848 Part 2 (1985) and DIN 45635 Part 38
- Fan diameter from 310mm to 710mm
- Fully weather proof galvanized steel housing
- Sealed for life ball bearing motors
- Motors in single or three phase, 2 speed and/or speed controllable.
- Bird mesh guard
- Painting or colour matching optional extra

Order Code

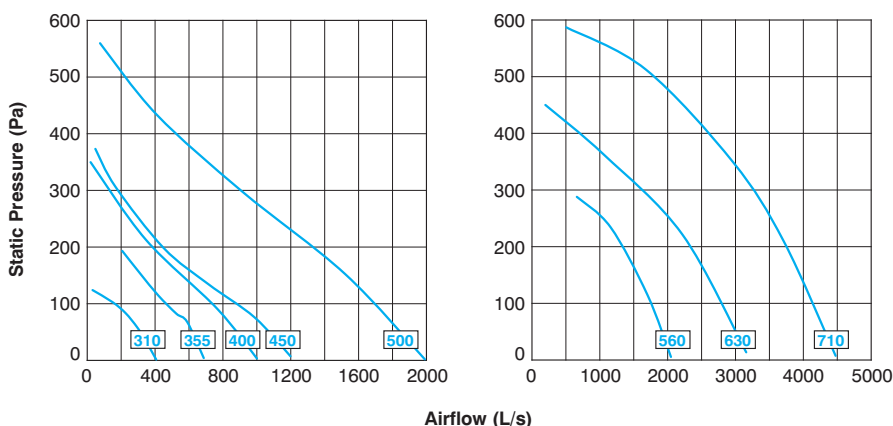


MCV Series

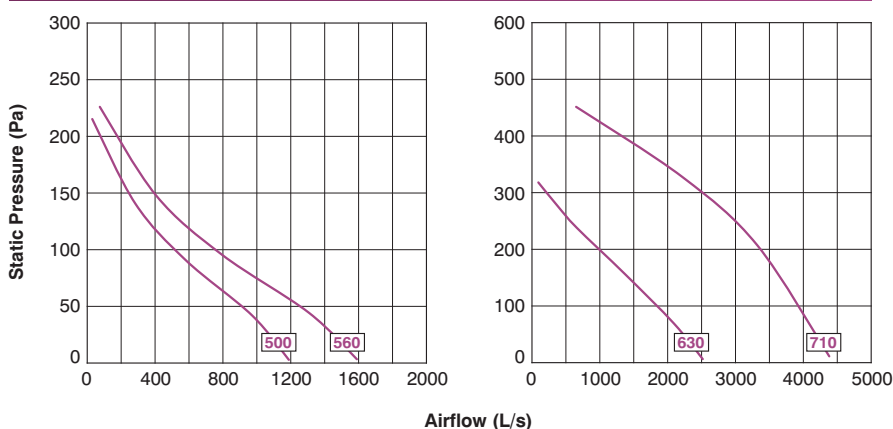
4 Pole



6 Pole



8 Pole



Vertical Centrifugal Roof Fans - MCV Series

Technical Data ■ 4 POLE ■ 6 POLE ■ 8 POLE

Model	Speed r/s	1 phase		3 phase		Octave Band Frequency Lw db (A)								SPL dB(A) @3m
		KW	Amps	KW	Amps	63	125	250	500	1k	2k	4k	8k	
MCV310/4	23	0.13	0.55	0.11	0.25	27	51	55	65	67	54	58	51	49
MCV310/6	15	0.08	0.35	-	-	28	34	38	40	42	41	32	22	26
MCV355/4	21	0.28	1.25	0.25	0.49	24	48	53	67	69	67	63	49	52
MCV355/6	17	0.12	0.54	0.18	0.28	54	59	57	54	45	44	41	35	42
MCV400/4	22	0.52	2.43	0.44	0.77	37	55	58	64	58	58	55	61	47
MCV400/6	17	0.17	0.80	0.31	0.50	41	50	57	54	51	50	52	48	40
MCV450/4	21	0.73	3.30	0.74	1.46	42	57	61	65	60	59	50	61	48
MCV450/6	15	0.24	1.05	0.36	0.67	41	48	52	54	50	51	55	53	40
MCV500/4	23	1.30	5.70	1.35	2.60	44	62	62	70	64	64	61	65	53
MCV500/6	19	0.38	1.65	0.83	1.40	44	56	62	60	57	57	52	55	46
MCV500/8	10	-	-	0.23	0.49	38	50	56	54	51	40	45	49	39
MCV560/4	22	-	-	2.16	4.10	46	63	65	64	62	59	57	62	50
MCV560/6	16	0.62	2.80	1.35	2.30	50	52	58	58	56	55	58	61	45
MCV560/8	10	-	-	0.35	0.58	47	48	58	53	55	51	54	44	41
MCV630/4	23	-	-	3.90	6.60	81	86	82	77	78	71	69	64	68
MCV630/4D2	19	-	-	2.80	4.60	50	60	72	71	63	57	62	77	56
MCV630/6	15	-	-	1.10	2.20	50	56	62	59	61	57	54	55	46
MCV630/8	11	-	-	0.65	1.15	42	49	54	51	52	50	55	40	39
MCV710/6	15	-	-	2.00	3.90	56	68	76	69	70	68	59	78	57
MCV710/8	12	-	-	1.40	2.50	50	62	70	63	64	62	59	53	52

Note: Amperages shown are a guide only. Electrical Data in **Bold** refers to Star/Delta motors.

Technical Data

Model	Kg	A	B	C	D	E
MCV310	20	600	400	500	40	320
MCV355	30	660	400	500	40	320
MCV400	35	790	400	500	40	440
MCV450	40	790	620	720	40	420
MCV500	55	920	620	720	40	560
MCV560	60	920	620	720	40	520

Technical Data

Model	Kg	A	B	C	D	E
MCV630	63	1150	710	810	40	625
MCV710	80	1350	710	810	40	745

