


DATASHEET



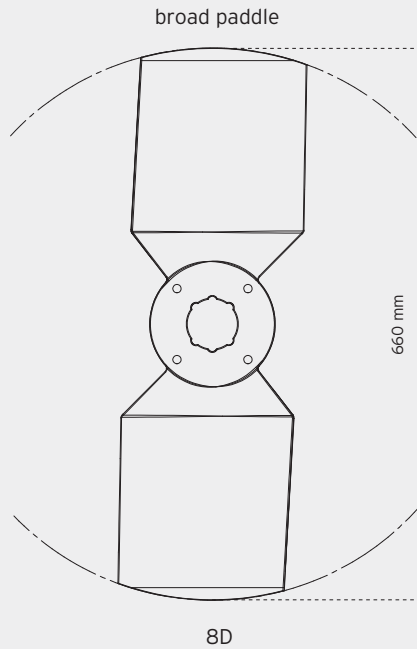
## OUR D SERIES

ENGLISH

The D series covers diameters from 400mm up to 660mm. The relatively small diameter and the broad, paddle-shaped profile of the fan blades makes the D series ideal for smaller heat exchanger applications such as oil coolers, air-cooled condensers and dry coolers. With fan blades of glass reinforced polyamide it can be used in low temperature evaporator applications as well.

The D series provides a successful combination of high airflow and high-pressure rates at low speeds and produces low noise levels. The fact that it's made up of a modest number of components makes it highly cost-efficient.

## Blade profiles



## Design Features

- Injection moulded impeller of engineered thermoplastic materials. The fan blades are moulded in pairs of two.
- Impeller has 2 or 4 fixed pitch, positively set fan blades. The fan blades have a unique broad paddle shaped profile and are available in 4 standard pitch angles of 25°, 30°, 35°, and 40°.
- Only available in a configuration where the fan blades rotate in a clockwise direction when facing the air stream.
- One-piece aluminium-alloy boss, which is available in a range of bore/fixing configurations.
- Two blade materials to suit different applications.

## Materials

The bosses are as standard manufactured in a pressure die cast silumin alloy (EN AC-AI Si12Cu1(Fe)). The fan blades are available in 2 different materials:

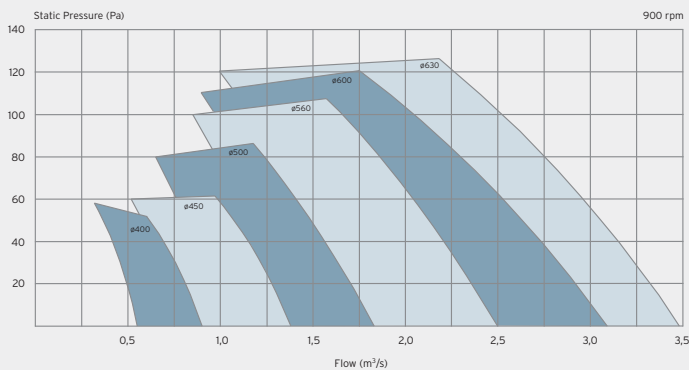
**PAGAS** Anti static glass reinforced polyamide  
Temperature range: -40°C to +110°C

**PAGI** Glass reinforced polyamide, industrial quality  
Temperature range: -40°C to +110°C

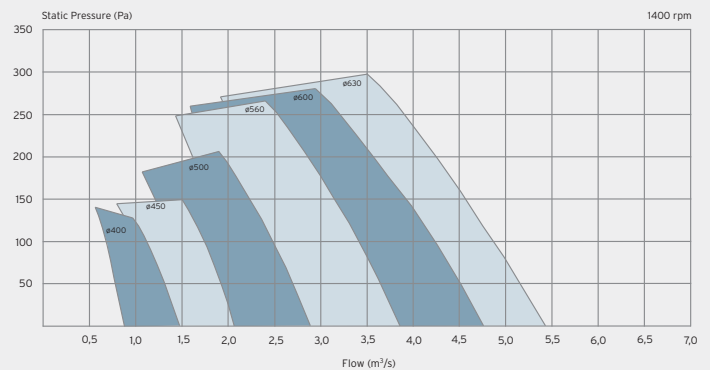
Please observe penalty factors for temperatures above 40°C

We reserve the right to change the materials of manufacture. The values for the mechanical properties are mean values and can be subject to variations due to the use of different suppliers.

## Selection guide



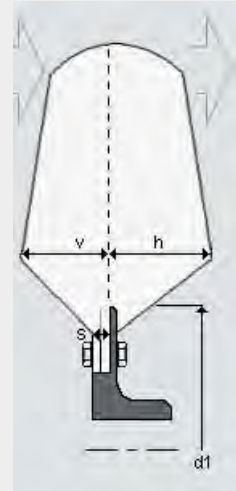
## Selection guide



### Diameters and axial extend

No. of pos. in hub	d1	s	8D max. diameter mm	Ø Bore min.-max.	Length of hub mm
2-4	145	8	660	10-14	32
2-4	145	8	660	13-20	42
2-4	145	8	660	22-25	52

All dimensions are in mm.  
The max. diameter may vary depending on the blade material.



### Leading edge $v \pm 2$

Pitch	25°	30°	35°	40°
8D	43	51	60	70

All dimensions are in mm.  
The values are intended primarily as a guide and can be subject to variations depending on material.

### Trailing edge $h \pm 2$

Pitch	25°	30°	35°	40°
8D	63	66	77	86

All dimensions are in mm.  
The values are intended primarily as a guide and can be subject to variations depending on material.