HVAConline.com.au

AE

Movement by Perfection



The Royal League in ventilation, control and drive technology

Product documentation

Type
RH50M-VDK.6F.1R

Article number
104752

ZIEHL-ABEGG

Product documentation

Customer
enter here

Project
enter here

ZIEHL-ABEGG Contact
Anthony Mamo
Tel.

ZIEHL-ABEGG Subsidiary
Australia
ZIEHL-ABEGG Australia Pty Ltd (VIC)
181 Calarco Drive
Derrimut
VICTORIA 3030
AUSTRALIA
Phone +61 3 99310899
Fax +61 3 99310499
www.ziehl-abegg.com.au
info@ziehl-abegg.com.au

Type
RH50M-VDK.6F.1R

Article number
104752

Contents

1.	Product specification	3
2.	Characteristic Curve	4
3.	Drawing	5
4.	Connection diagram	6
5.	EU-Declaration of conformity	7

© ZIEHL-ABEGG SE TPL_PG_Datenblatt-V6-10 Release Date: 08.02.2013 Technical changes reserved

All rights reserved. Confidential and proprietary document, not to be disclosed or used except in accordance with applicable agreements. No disclosure to third parties, if not expressively agreed by ZA SE.

1. Product specification

Technical data

Type	RH50M-VDK.6F.1R
Designation	Single inlet impeller with backward curved blades.
Rated values	3~400V ±10% Δ/Y 50Hz P_1 1,15/0,79kW 2,10/ 1,30A ΔI=10% 1320/1070/min COSY 0,79 50℃
Electrical connection	Terminal box K08
Min. operating temperature ℃	-40***
Terminal box,mount.	fixed on Motor
Material impeller	Impeller made of aluminium
Painting impeller	unpainted
Connection diagram	1360-108XA
Installation position	H/Vu/Vo
Motor protection	thermal contact
Type of protection	IP54
Thermal class	Thermal class 155
Impregnation	Moisture and hot climate protection
Balancing	6,3
Quality of bearings	ball bearing with long-time lubrication
Labelling UL/CSA	zzz_xx
Weight kg	17,00
ErP Data	Efficiency η_{statA}: 52,2 % Efficiency grade: N_{actual} = 62,0 / N_{target} = 62* *ErP 2015

*** Occasional operation ≤ -20℃ and in consideration of lowest temperature according to product documentation permissible. For cooling applications with continuous operation ≤ -20℃ cold design on request.

© ZIEHL-ABEGG SE TPL_PG_Datenblatt-V6-10 Release Date: 08.02.2013 Technical changes reserved

All rights reserved. Confidential and proprietary document, not to be disclosed or used except in accordance with applicable agreements. No disclosure to third parties, if not expressively agreed by ZA SE.

2. Characteristic Curve

RH50M-VDK.6F.1R measured in standard nozzle in installation type A according to ISO 5801

3~ 400V 50Hz D Messdichte 1,16

Air performance

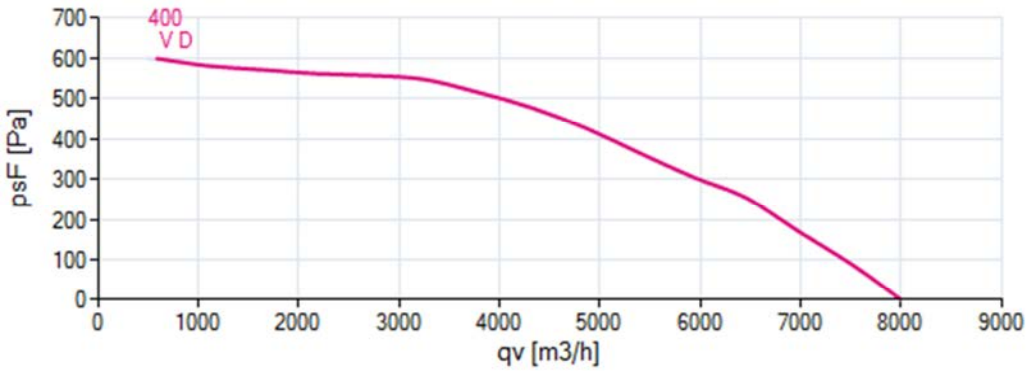

Acoustics

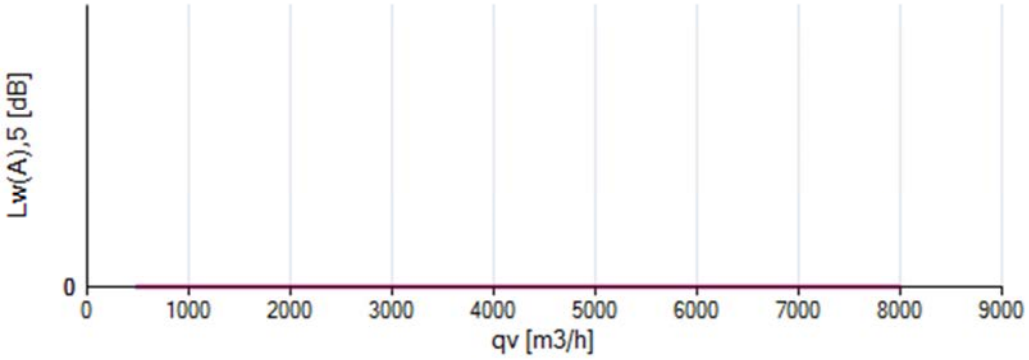

Power input

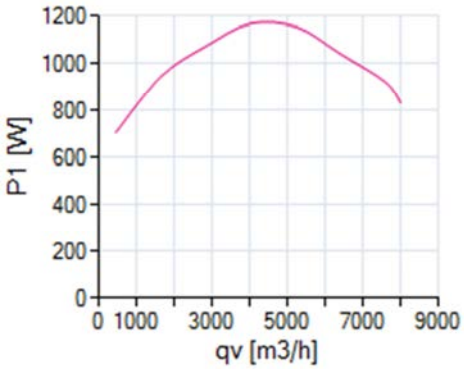

Efficiency

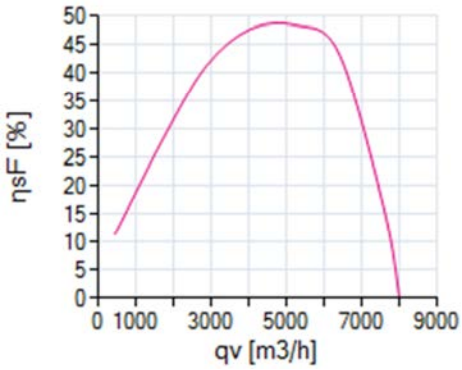

Please note: It's not allowed to use this fan in the stall area!*

*In doubt please ask your responsible ZIEHL-ABEGG sales contact.

© ZIEHL-ABEGG SE TPL_PG_Datenblatt-V6-10 Release Date: 08.02.2013 Technical changes reserved

All rights reserved. Confidential and proprietary document, not to be disclosed or used except in accordance with applicable agreements. No disclosure to third parties, if not expressively agreed by ZA SE.

3. Drawing

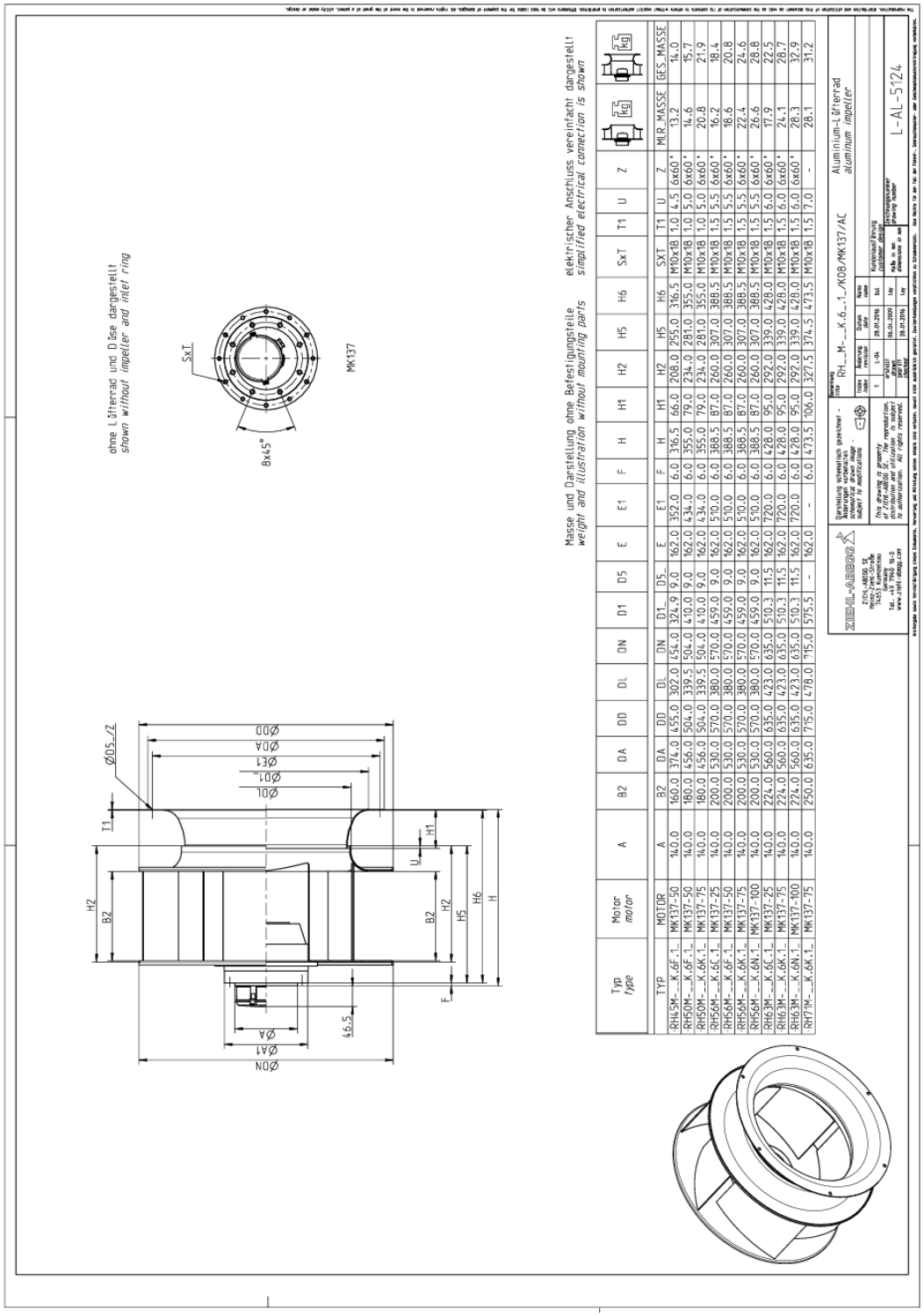

Typ *type*	Motor *motor*	A	B2	DA	DD	DL	DN	D1	D5	E	E1	F	H	H1	H2	H5	H6	SxT	T1	U	Z	MLR_MASSE	GES_MASSE
RH45M-__K.6F.1_	MK137-50	140.0	160.0	374.0	455.0	302.0	454.0	324.9	9.0	162.0	352.0	6.0	316.5	66.0	208.0	255.0	316.5	M10x18	1.0	4.5	6x60°	13.2	14.0
RH50M-__K.6F.1_	MK137-50	140.0	180.0	456.0	504.0	339.5	504.0	410.0	9.0	162.0	434.0	6.0	355.0	79.0	234.0	281.0	355.0	M10x18	1.0	5.0	6x60°	14.6	15.7
RH50M-__K.6K.1_	MK137-75	140.0	180.0	456.0	504.0	339.5	504.0	410.0	9.0	162.0	434.0	6.0	355.0	79.0	234.0	281.0	355.0	M10x18	1.0	5.0	6x60°	20.8	21.9
RH56M-__K.6C.1_	MK137-25	140.0	200.0	530.0	570.0	380.0	570.0	459.0	9.0	162.0	510.0	6.0	388.5	87.0	260.0	307.0	388.5	M10x18	1.5	5.5	6x60°	16.2	18.4
RH56M-__K.6F.1_	MK137-50	140.0	200.0	530.0	570.0	380.0	570.0	459.0	9.0	162.0	510.0	6.0	388.5	87.0	260.0	307.0	388.5	M10x18	1.5	5.5	6x60°	18.6	20.8
RH56M-__K.6K.1_	MK137-75	140.0	200.0	530.0	570.0	380.0	570.0	459.0	9.0	162.0	510.0	6.0	388.5	87.0	260.0	307.0	388.5	M10x18	1.5	5.5	6x60°	22.4	24.6
RH56M-__K.6N.1_	MK137-100	140.0	200.0	530.0	570.0	380.0	570.0	459.0	9.0	162.0	510.0	6.0	388.5	87.0	260.0	307.0	388.5	M10x18	1.5	5.5	6x60°	26.6	28.8
RH63M-__K.6C.1_	MK137-25	140.0	224.0	560.0	635.0	423.0	635.0	510.3	11.5	162.0	720.0	6.0	428.0	95.0	292.0	339.0	428.0	M10x18	1.5	6.0	6x60°	17.9	22.5
RH63M-__K.6K.1_	MK137-75	140.0	224.0	560.0	635.0	423.0	635.0	510.3	11.5	162.0	720.0	6.0	428.0	95.0	292.0	339.0	428.0	M10x18	1.5	6.0	6x60°	24.1	28.7
RH63M-__K.6N.1_	MK137-100	140.0	224.0	560.0	635.0	423.0	635.0	510.3	11.5	162.0	720.0	6.0	428.0	95.0	292.0	339.0	428.0	M10x18	1.5	6.0	6x60°	28.3	32.9
RH71M-__K.6K.1_	MK137-75	140.0	250.0	635.0	715.0	478.0	715.0	575.5	-	162.0	-	6.0	473.5	106.0	327.5	374.5	473.5	M10x18	1.5	7.0	-	28.1	31.2

Dimensions in mm

Shown drawing is just to show the dimensions of the fan.

© ZIEHL-ABEGG SE TPL_PG_Datenblatt-V6-10 Release Date: 08.02.2013 Technical changes reserved

All rights reserved. Confidential and proprietary document, not to be disclosed or used except in accordance with applicable agreements. No disclosure to third parties, if not expressively agreed by ZA SE.

4. Connection diagram

1360-108XA

3~ motor, 2 speeds (Δ/Y switch over) with thermostatic switch (if built in).Without bridge when using speed change-overswitch.

BN	brown
BU	blue
BK	black
RD	red
GY	grey
OG	orange
WH	white
GNYE	green-yellow

High speed/D-connection

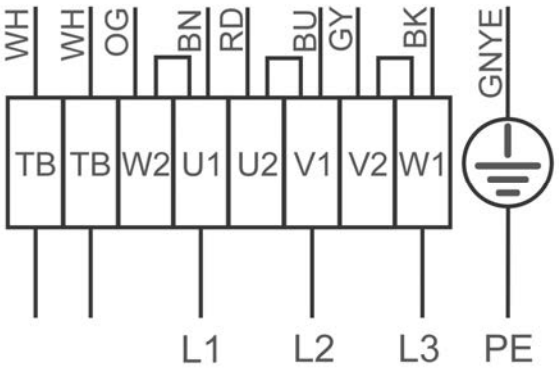

Low speed/Y-connection

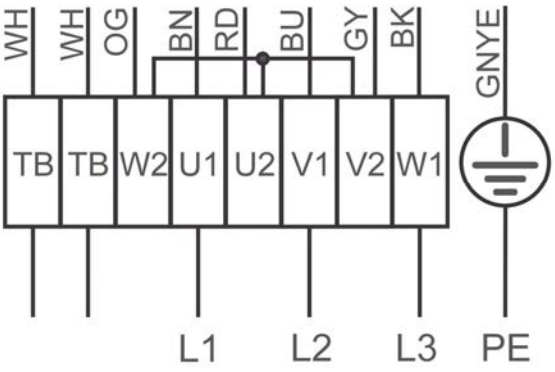

© ZIEHL-ABEGG SE TPL_PG_Datenblatt-V6-10 Release Date: 08.02.2013 Technical changes reserved

All rights reserved. Confidential and proprietary document, not to be disclosed or used except in accordance with applicable agreements. No disclosure to third parties, if not expressively agreed by ZA SE.

5. EU-Declaration of conformity

EU declaration of conformity

- Translation -
(english)

ZA75-GB 1910 Index 015

Manufacturer: **ZIEHL-ABEGG SE**
Heinz-Ziehl-Straße
74653 Künzelsau
Germany

The manufacturer is solely responsible for issuance of the declaration of conformity.

The products:

- External rotor motor MK.., MW..
- Axial fan DN.., FA.., FB.., FC.., FE.., FF.., FG.., FH.., FL.., FN.., FS.., FT.., FV.., VN.., VR.., ZC.., ZF.., ZG.., ZN..
- Centrifugal fan ER.., GR.., RA.., RD.., RE.., RF.., RG.., RH.., RK.., RM.., RR.., RZ.., WR..
- Cross-flow fan QG.., QK.., QR.., QT..

The motor type:

- Asynchronous internal or external rotor motor
- Asynchronous internal or external rotor motor with integrated frequency inverter
- Electronically commutated internal or external rotor motor
- Electronically commutated internal or external rotor motor with integrated EC controller

These products comply with the following EU directives:

- EMC Directive 2014/30/EU
- Low Voltage Directive 2014/35/EU
- ErP Directive 2009/125/EC, in conjunction with Regulation (EU) no. 327/2011

The following harmonised standards have been used:

EN 60034-1:2010 + Cor.:2010
EN 60204-1:2006 + A1:2009 + AC:2010
EN 60529:1991 + A1:2000 + A2:2013
EN 61000-6-3:2007 + A1:2011 + AC:2012
EN 61000-6-2:2005 + AC:2005

Compliance with the ErP Directive 2009/125/EC does not refer to external rotor motors MK.., MW..

All ErP-relevant information comprises measurements which are determined using a standardised measurement set-up. More details can be obtained from the manufacturer.

Compliance with the EMC Directive 2014/30/EU refers only to those products when they are connected by mounting / operating instructions. If these products are integrated into a system or supplemented with other components (e.g. sensing controls) and operated, the manufacturer or operator is responsible of the overall system for compliance with the EMC Directive 2014/30/EU.

Künzelsau, 05.03.2019
(location, date of issue)

ZIEHL-ABEGG SE
Dr. W. Angelis
Technical Director Air Movement Division
(name, function)

i.V. W. Angelis

(Signature)

ZIEHL-ABEGG SE
Dr. D. Kappel
Deputy Head of Electrical Systems
(name, function)

i.V. David Kappel

(Signature)

ZIEHL-ABEGG

© ZIEHL-ABEGG SE TPL_PG_Datenblatt-V6-10 Release Date: 08.02.2013 Technical changes reserved

All rights reserved. Confidential and proprietary document, not to be disclosed or used except in accordance with applicable agreements. No disclosure to third parties, if not expressively agreed by ZA SE.

The Royal League in ventilation, **control** and drive technology

Intelligent control technology for any application

ZIEHL-ABEGG system capabilities:
Everything from a single source – perfectly matched for optimal performance

Please contact us. We would be pleased to design an individual solution for your requirements.

We would like to welcome you on our worldwide exhibitions. Please find our next exhibitions here.

© ZIEHL-ABEGG SE TPL_PG_Datenblatt-V6-10 Release Date: 08.02.2013 Technical changes reserved

All rights reserved. Confidential and proprietary document, not to be disclosed or used except in accordance with applicable agreements. No disclosure to third parties, if not expressively agreed by ZA SE.